

Skagit Transit
Burlington,
Skagit County, Washington

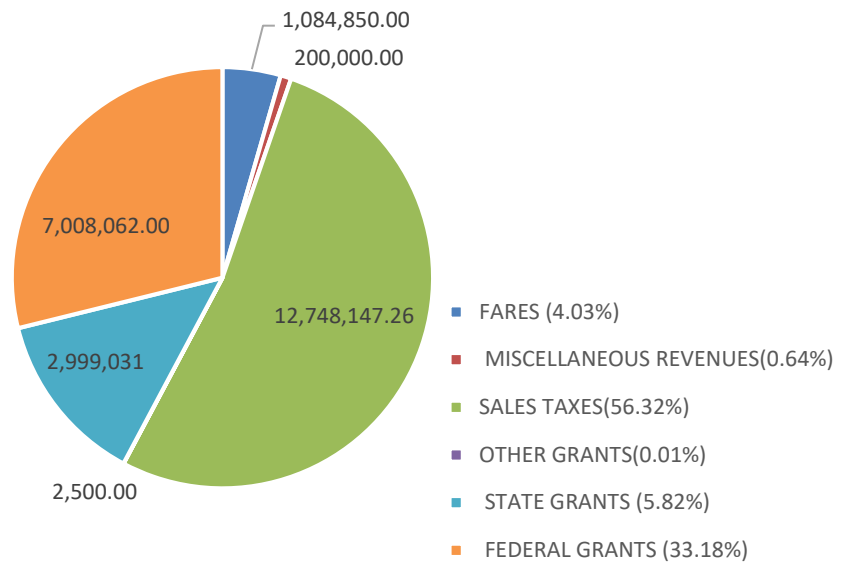


Fiscal Year 2020 Approved Budget

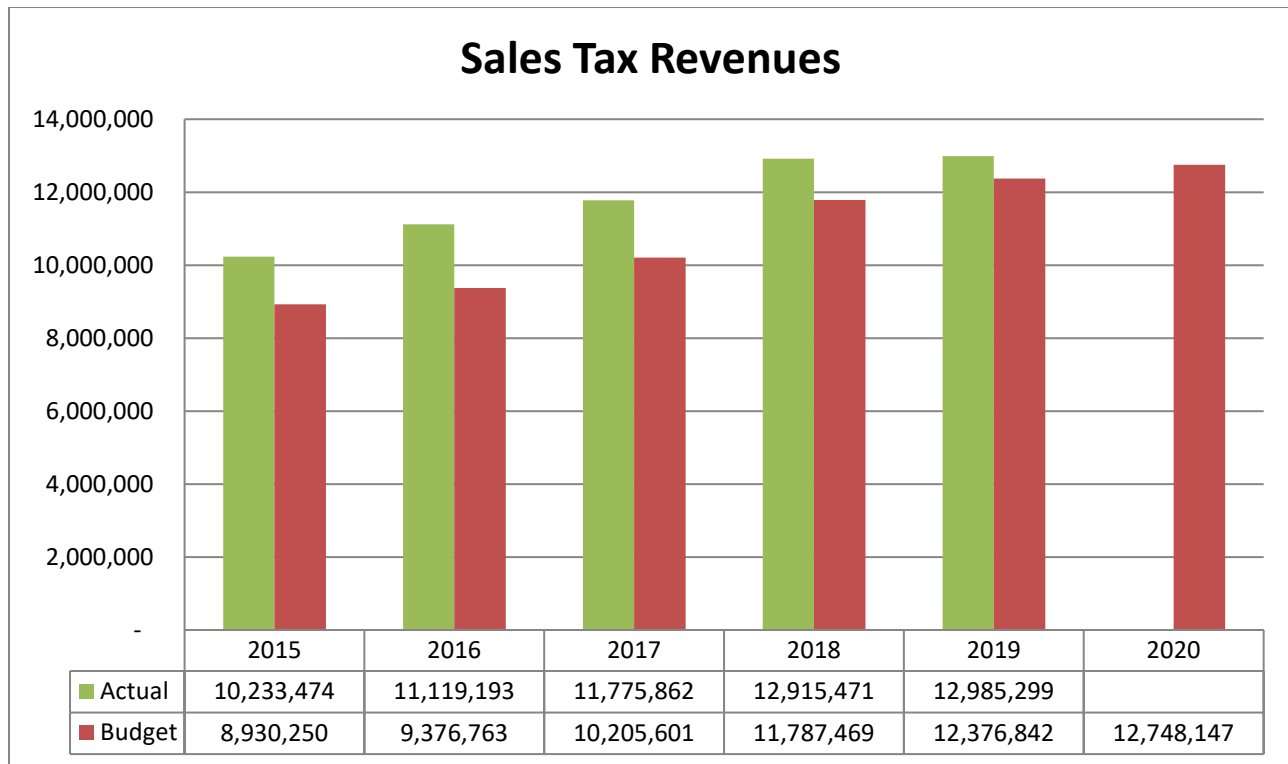
2020 Budget Highlights – Revenue Projections

	2018		2019		2020	Change
	YTD	Budget	Forecast	Budget	Budget Request	2020 vs. 2019 (%)
Fare	909,833	882,700	916,713	884,850	1,084,850	22.6%
Sales Taxes	12,915,471	11,787,469	12,985,299	12,376,842	12,748,147	3.00%
Investment Interest Income	155,865	55,000	183,272	120,000	120,000	0%
Local Grants General Operating	5,000	3,000	2,500	3,000	2,500	-16.67%
State Grant Operating Assistance	399,336	399,932	300,057	428,450	413,331	-3.53%
Federal Grant Operating Assistance	242,672	240,936	1,788,580	2,063,271	1,930,653	-6.43%
State Capital Contributions	833,900	822,115	36,037	2,614,350	2,585,500	-1.10%
Federal Capital Contributions	1,059,428	1,550,927	577,640	4,163,478	5,077,409	21.95%
Miscellaneous	133,114	25,000	838,050	547,932	80,000	-85.40%
Total Revenues	16,654,619	15,767,079	17,628,148	23,202,173	24,042,390	3.62%

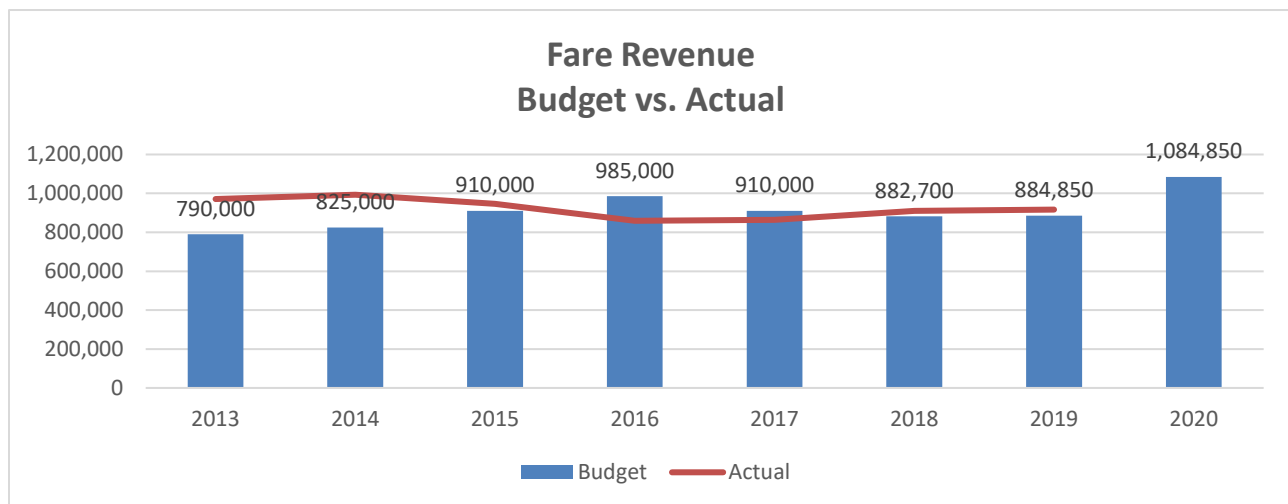
Revenues by Source



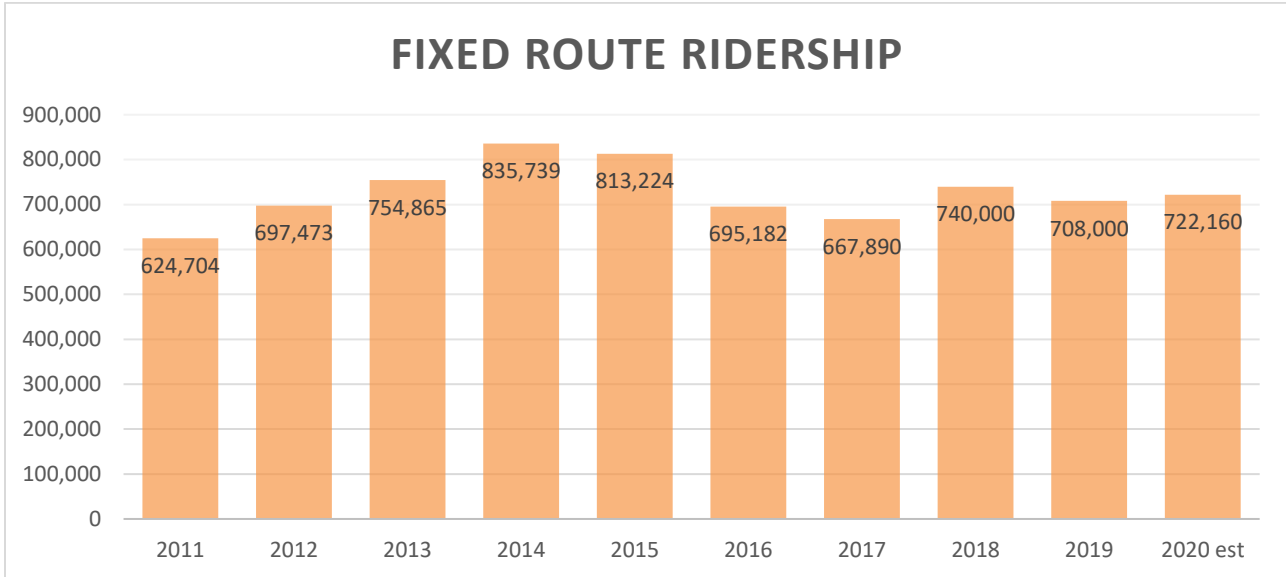
Sales Tax – Skagit Transit receives 4/10 of 1% of sales tax collections from the Public Transportation Benefit Area. Sales tax is Skagit Transit’s main source of revenue. Skagit Transit projects sales tax revenues to increase in 2020 by approximately 3% over the 2019 budget.



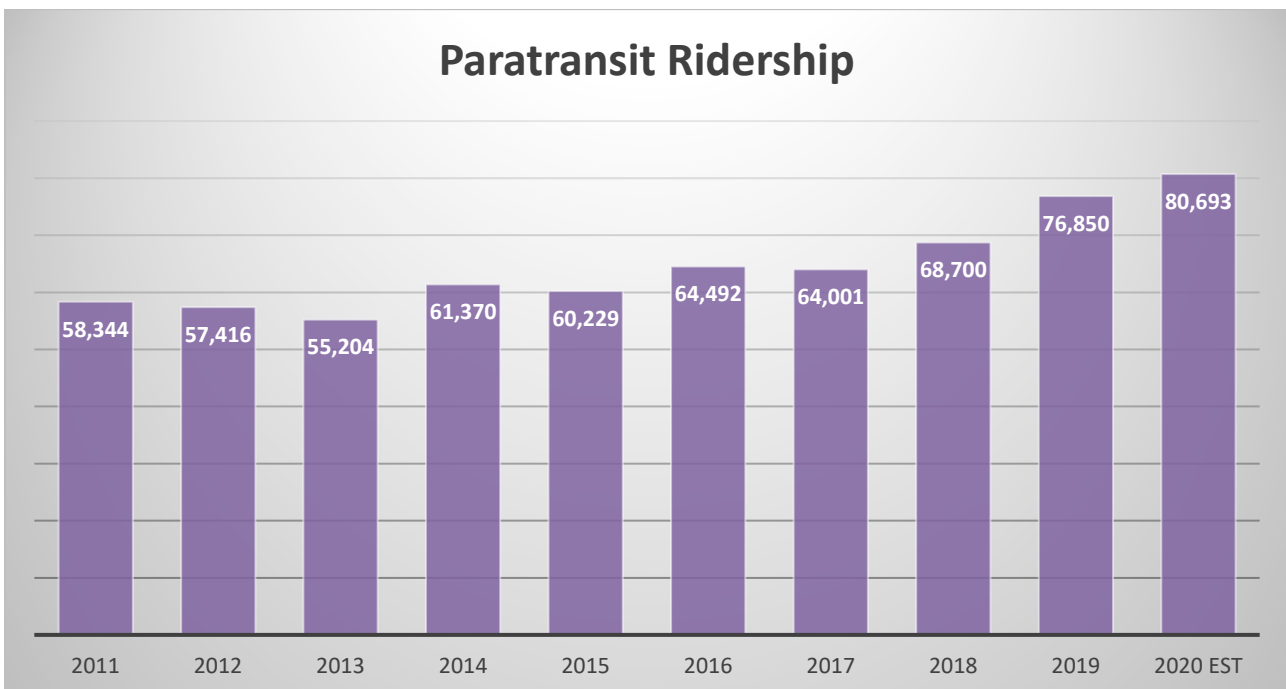
Fares - Skagit Transit provides local fixed route service, commuter bus service, general public demand response service, ADA transit service, and a vanpool program. Skagit Transit has been seeing flat or declining ridership in Fixed Route Services due to relatively cheap fuel cost in the past few years. Skagit Transit estimates that 2019 fare revenue will be approximately \$884,850. In August of 2019, the Board approved a fare increase effective January 1, 2020. The Board also approved charging paratransit riders a \$2 fare per ride. This service was free prior to 2020.



Fixed Route Service: Skagit Transit’s fixed route service includes local routes and commuter routes. There was no plan for service increases in 2019. A series of minor service changes will take effect In January 2020 but overall service levels will remain the same. The projected fixed route ridership for 2019 is 708,000 which is a 3% decrease from 2018. Skagit Transit is expecting the ridership to increase by 2% in 2020.



Paratransit: ADA Paratransit provides specialized transportation comparable with Skagit Transit's fixed-route bus service. So far in 2019, Paratransit boarding increased by 13.2% from 2018 and the ridership projection for 2019 is 76,850. Paratransit ridership is estimated to increase by 5% in 2020 from 2019. Paratransit services will no longer be fare free starting in 2020.



2020 Budget

Vanpool Program: The Vanpool Program is a service that allows people with long commutes to share the drive to work with others making the same or similar trip. Groups pay a monthly fee and a per mile charge. Skagit Transit maintains the van and provides fuel and insurance. By far the largest number of vanpool users, 64%, are traveling to Snohomish County as Boeing employees. The vanpool program has a goal of increasing the number of vanpool groups by two to five per year, however forecasting demand for the service can be difficult because of variables such as gas prices, tolls, parking, and local employment trends.

Investment Interest – Skagit Transit’s reserve funds are invested in the Washington State Treasurer’s Local Government Investment Pool (LGIP). The LGIP rate of return varies and has averaged around 2% for the past few years. Skagit Transit estimates investment interest revenues to be around \$120,000 in 2020.

State and Federal Grants and Contributions – Skagit Transit is expecting to receive \$10,009,393 in state, federal and local grants and contributions in 2020. See Grant Budget section for detailed information.

Non Transportation - The 2020 budget for miscellaneous revenues total \$80,000, including the rental revenues from concessions, building, and meeting room at the Skagit Station.



Grant Budget

<u>State Grants</u>	
Operating	
Connector Service	320,000
State Special Needs Funds – Paratransit Operating Assistance	93,331
TOTAL	413,331
Capital	
State Special Needs Funds – Capital – Paratransit Vehicles	850,000
State Special Needs Funds - Capital – Equipment and Software Update	110,500
State Regional Mobility Grant – Capital – (5) Commuter Style Coaches	1,625,000
TOTAL	2,585,500
TOTAL STATE GRANTS	2,998,831
<u>Federal Grants</u>	
Operating	
5307 Transit Formula Funding for Commuter Services	123,653
Expansion of Service Route 40X	57,000
FTA 2020 Section 5307 Funds	1,750,000
TOTAL	1,930,653
Capital	
FY18 5307 – Capital MOA2	1,764,771
FY18 5339 – Capital MOA2	1,375,000
FY18 5339 – Capital MOA2	62,607
Consolidated Grant Program	1,583,954
FY19 FTA PSRC UZA 5307	171,341
FY19 FTA PSRC UZA 5339	40,736
FTA 5307 Award from SCOG	79,000
TOTAL	5,077,409
TOTAL FEDERAL GRANTS	7,008,062
<u>Other Grants</u>	
WSTIP Vault Award (Safety)	2,500
TOTAL GRANTS	10,009,393

2020 Budget Highlights – Operating Expense Projections

	2018		2019 (as of Sept)		2020	Change
	YTD	Amended Budget	YTD	Amended Budget	Proposed Budget	2019 vs. 2020
Salaries and Wages	6,417,831	6,608,984	5,047,065	7,287,656	7,419,457	1.81%
Benefits	4,524,928	4,348,630	3,502,796	4,802,153	4,950,329	3.09%
Services	407,737	590,721	323,723	470,808	420,450	-10.70%
Supplies and Materials	1,947,955	2,274,621	1,353,290	2,337,452	2,176,822	-6.87%
Utilities	211,879	205,200	159,482	199,800	202,800	1.50%
Casualty & Liability	429,744	442,953	300,131	463,197	501,850	8.34%
Assessments	21,938	31,000	19,110	20,500	22,600	10.24%
Leases & Rentals	63,853	63,300	43,118	67,920	68,800	1.30%
Miscellaneous	177,690	156,900	128,048	190,250	227,750	19.71%
Total	14,203,555	14,722,309	10,876,763	15,839,736	15,990,858	0.95%

Salaries/Wages & Benefits – The total budget for Salaries/Wages will increase by 1.81% in 2020. The 2020 budget includes 5 additional FTE’s. Medical Insurance premiums for employee medical coverage increased by 1.9% for Kaiser Permanente and 0% for Regence medical coverage.

Casualty & Liability – Skagit Transit is a member of the Washington State Transit Insurance Pool (WSTIP). WSTIP is a 25-member self-insurance program located in Olympia, Washington. WSTIP supplies Skagit Transit auto liability, general liability, public official’s liability coverage, all risk property coverage, auto physical damage coverage, boiler and machinery coverage, employee fidelity/crime coverage, and cyber liability coverage. Insurance assessment for 2020 is \$500,851 or an increase of 11.2% from the assessment amount of \$450,197 in 2019.

Staffing Summary – The following table shows the FTE for Skagit Transit by Department.

Department	2019 Budget	2020 Budget	Change
Fixed Route	60	60	0
Paratransit	20	20	0
Operations	19	19	0
Vanpool	1	1	0
Administration	9	9	0
Executive	4	4	0
Human Resources	2	2	0
Information Technology	3	3	0
Safety and Security	4	5	1
Maintenance/Facilities	20	24	4
Total	142	147	5



2020 Budget

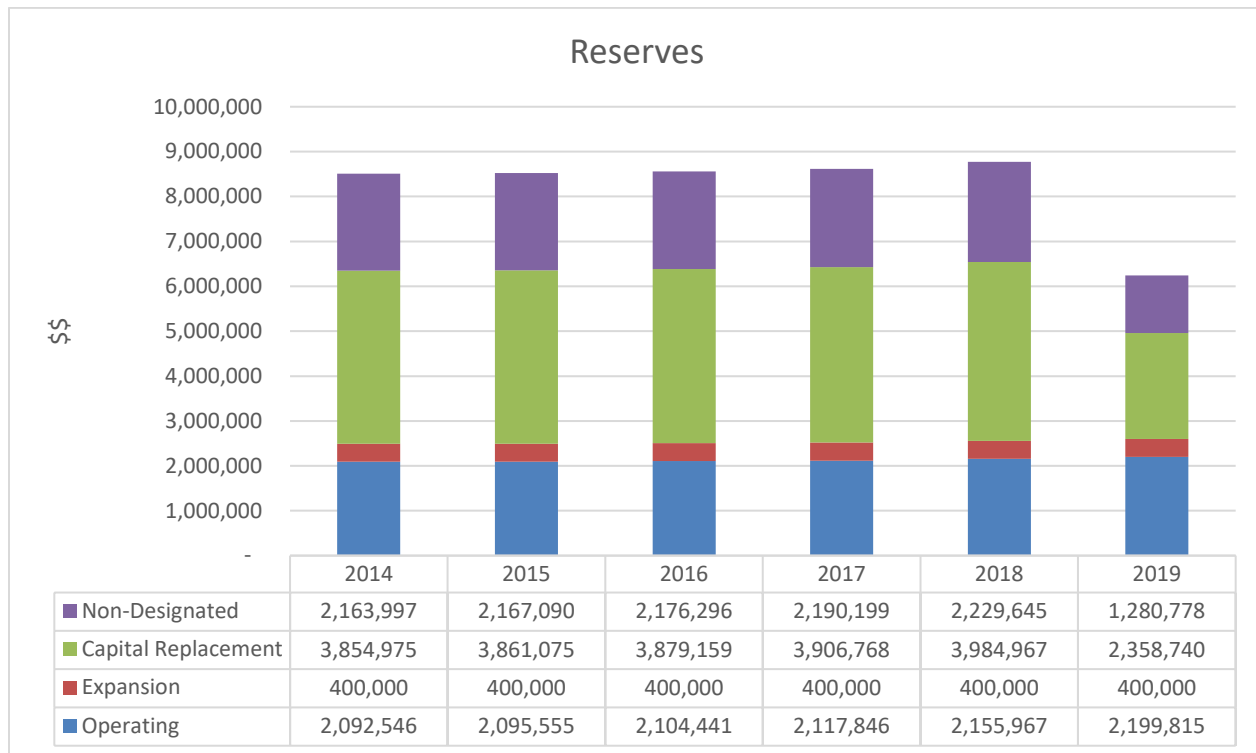
2020 Capital Budget

The following table lists all capital expenses budgeted during fiscal year 2020. Capital projects for 2020 are budgeted at \$9,882,062. Capital expenditures are supported by approximately \$7,662,909 in grant revenues from the Washington State Department of Transportation and the Federal Transit Administration. Capital projects include purchase of 15 revenue vehicles, Shop Equipment, Route Improvements and Construction of new Maintenance, Operations, and Administration (MOA) Facility.

	Qty	Unit Price	Original Budget
Revenue Vehicle			
40 ft Gillig	5	548,880.89	2,744,404
35 ft Gillig	1	527,642.00	527,642
29 ft Gillig	3	511,298	1,533,894
Paratransit	6	139,825	838,950
		Total	5,644,890
Garage/Shop Equipment			
scheduled engine/transmission re-power	1	44,000	44,000
unscheduled engine/transmission issue fund	1	44,000	44,000
		Total	88,000
Route Improvements			
Skagit Station Traffic Revision	1	108,625	108,625
Bus Shelter, full size, solar LED	3	11,648	34,944
Bus Stop Simme seats	3	754	2,262
Convex Mirror	1	2,500	2,500
		Total	148,331
IT Budget			
Pass IVR GVP8 Server Migration			101,861
Chuckanut Upgrades			95,472
Door Controller Upgrades			49,500
		Total	246,833
MOA II			
Phase I Construction			3,754,008
		Total	3,754,008
Total Capital Budget			9,882,062

Reserve Account Balance

The Skagit Transit Board of Directors established a reserve account by Resolution No. 50. In subsequent actions, the Board separated the account into four distinct categories (Operating, Capital replacement, Facilities and Undesignated). Total Reserve Balance is estimated to be \$6.24 million at the end of 2019. Skagit Transit has no long-term debt. All reserve fund balances are at levels to meet the Board approved internal policy. In May 2019 \$985,000 was transferred out of Non-designated reserves and \$1,700,000 out of the Capital replacement reserve accounts to pay for six (6) Diesel Busses in the amount of \$2,963,214.



Department Detail

Fixed Route			2018		2019		2020	
Dept	GL	Account Description	Actual	Budget - Amended Budget	Actual (thru Aug)	Budget - Amended Budget	Budget Request	Increase/Decrease (%)
10	501010	Operators' Salaries and Wages	2,264,524.10	2,217,922.00	1,565,109.41	2,881,129.00	2,927,853.28	1.62%
10	502010	Employer's FICA Expense	196,204.69	152,508.00	134,702.90	209,302.00	212,762.43	1.65%
10	502020	401a Pension Plan	141,998.83	122,991.00	92,032.81	168,792.00	171,582.61	1.65%
10	502030	Medical Insurance	574,406.00	581,199.00	405,339.77	682,890.00	780,147.22	14.24%
10	502040	Dental /Vision Insurance	80,360.00	71,689.00	52,322.82	96,846.00	101,262.51	4.56%
10	502050	Life Insurance Plans	1,442.32	1,102.00	947.67	1,742.00	1,821.86	4.58%
10	502060	Group Disability Insurance	29,621.91	31,619.00	25,657.31	43,889.00	44,565.11	1.54%
10	502070	Unemployment Insurance	9,840.56	10,000.00	175.83	20,000.00	20,000.00	0.00%
10	502080	Worker's Comp Insurance	133,664.20	99,501.00	90,640.17	166,167.00	168,866.97	1.62%
10	502085	WA State Paid FMLA	0.00	0.00	2,580.70	3,800.00	4,000.00	5.26%
10	502090	General Leave	227,118.19	233,952.00	159,222.13	301,997.00	303,021.45	0.34%
10	502100	Holiday Pay	111,865.45	125,541.00	80,868.42	166,710.00	169,777.37	1.84%
10	502105	On Call Pay	20,386.50	15,000.00	9,434.14	15,000.00	20,000.00	33.33%
10	502110	First Stop Health	2,966.58	2,830.00	1,931.04	293.00	298.15	1.76%
10	502120	Other Paid Absence	15,755.01	10,000.00	11,427.70	11,000.00	11,000.00	0.00%
10	502130	Uniform Allowance	18,067.91	16,600.00	25,230.68	33,700.00	27,800.00	-17.51%
10	502140	Other Benefits	52,817.99	42,430.00	41,951.51	33,000.00	33,500.00	1.52%
10	503070	Security Services	66,375.15	65,000.00	39,257.79	65,000.00	65,000.00	0.00%
10	503990	Other Services	11,643.82	15,000.00	5,831.04	10,000.00	7,000.00	-30.00%
10	503991	Drug & Alcohol Testing	0.00	1,000.00	2,331.00	2,000.00	2,500.00	25.00%
10	503994	CDL Testing/DMV Checks	3,750.00	1,000.00	1,750.00	1,000.00	1,500.00	50.00%
10	504013	Ultra-Low Sulfur Fuel	534,643.59	760,433.00	339,934.33	764,715.00	650,000.00	-15.00%
10	504200	Office Supplies	0.00	250.00	0.00	100.00	100.00	0.00%
10	504240	Cleaning/Sanitation Supplies	1,241.01	1,000.00	0.00	1,200.00	1,200.00	0.00%
10	504991	Postage	0.00	0.00	100.00	100.00	100.00	0.00%
10	505022	Telephone Service	830.88	500.00	575.09	1,000.00	1,000.00	0.00%

Fixed Route			2018		2019		2020	
Dept	GL	Account Description	Actual	Budget - Amended Budget	Actual (thru Aug)	Budget - Amended Budget	Budget Request	Increase/Decrease (%)
10	505023	Cellular Phone	38.70	1,000.00	0.00	0.00	0.00	#DIV/0!
10	506030	Premium For PL/PD Insurance	164,057.16	168,734.00	125,254.56	187,881.00	209,021.34	11.25%
10	509010	Dues, Memberships, Subscriptions	4,253.26	2,500.00	2,994.64	2,500.00	3,000.00	20.00%
10	509022	Conference Registration	0.00	500.00	0.00	500.00	500.00	0.00%
	509024	Training/Seminars	2,240.53	0.00	0.00	0.00	1,000.00	0.00%
	509080	Promotional Items	0.00	0.00	361.84	0.00	0.00	0.00%
10	509990	Other Miscellaneous Expenses	347.73	1,000.00	13.42	0.00	500.00	0.00%
10	509992	Employee Recruitment	17,370.00	2,500.00	7,446.00	5,000.00	0.00	-100.00%
10	509993	Employee Incentive	854.00	0.00	370.52	0.00	0.00	0.00%
		Total Fixed Route	4,688,686.07	4,755,301.00	3,225,795.24	5,877,253.00	5,940,680.31	1.08%

Paratransit			2018		2019		2020	
Dept	GL	Account Description	Actual	Budget - Amended Budget	Actual (thru Aug)	Budget - Amended Budget	Budget Request	Increase/Decrease (%)
12	501010	Operators' Salaries and Wages	934,994.85	1,022,583.00	698,117.37	909,451.00	730,605.97	-19.67%
12	502010	Employer's FICA Expense	81,311.29	73,565.00	59,789.54	67,575.00	54,563.52	-19.25%
12	502020	401a Pension Plan	57,141.98	59,327.00	40,505.83	54,496.00	44,002.84	-19.25%
12	502030	Medical Insurance	239,629.26	267,945.00	155,218.91	226,678.00	198,243.74	-12.54%
12	502040	Dental /Vision Insurance	34,829.23	32,331.00	22,757.00	29,348.00	24,182.09	-17.60%
12	502050	Life Insurance Plans	618.60	497.00	401.06	520.00	435.07	-16.33%
12	502060	Group Disability Insurance	12,628.96	15,123.00	11,583.84	14,164.00	11,239.62	-20.65%
12	502070	Unemployment Insurance	0.00	5,000.00	0.00	5,000.00	5,000.00	0.00%
12	502080	Worker's Comp Insurance	53,741.11	46,544.00	40,987.20	49,497.00	40,041.88	-19.10%
12	502085	WA State Paid FMLA	0.00	0.00	1,148.50	1,600.00	2,298.00	43.63%
12	502090	General Leave	97,936.74	139,795.00	58,895.43	113,397.00	81,668.68	-27.98%
12	502100	Holiday Pay	49,399.06	52,345.00	34,683.85	52,065.00	42,782.05	-17.83%
12	502105	On Call Pay	14,124.16	10,000.00	14,856.24	20,000.00	20,000.00	0.00%
12	502110	First Stop Health	1,264.85	1,228.00	826.26	89.00	71.20	-20.00%
12	502120	Other Paid Absence	5,545.83	2,500.00	100.46	5,000.00	5,000.00	0.00%
12	502130	Uniform Allowance	3,436.15	10,300.00	8,617.39	10,000.00	9,000.00	-10.00%
12	502140	Other Benefits	15,392.33	14,824.00	13,442.56	10,000.00	8,000.00	-20.00%
12	503990	Other Services	5,386.96	2,000.00	0.00	0.00	0.00	0.00%
12	503991	Drug & Alcohol Testing	0.00	1,000.00	308.00	1,000.00	1,000.00	0.00%
12	503994	CDL Testing/DMV Checks	0.00	250.00	0.00	500.00	500.00	0.00%
12	504013	Ultra-Low Sulfur Fuel	51,643.84	119,282.00	25,049.24	112,397.00	50,000.00	-55.51%
12	504016	Propane	57,427.90	36,709.00	45,137.59	94,503.00	115,000.00	21.69%
12	504200	Office Supplies	69.36	200.00	0.00	200.00	200.00	0.00%
12	504240	Cleaning/Sanitation Supplies	1,242.56	1,000.00	0.00	1,000.00	1,000.00	0.00%
12	504310	Sm Tools/Equip/Furn-Mtce	0.00	150.00	0.00	0.00	0.00	0.00%

Paratransit			2018		2019		2020	
Dept	GL	Account Description	Actual	Budget - Amended Budget	Actual (thru Aug)	Budget - Amended Budget	Budget Request	Increase/Decrease (%)
12	504991	Postage	500.00	500.00	500.00	500.00	500.00	0.00%
12	505023	Cellular Phone	11,478.61	10,000.00	9,223.28	10,000.00	12,000.00	20.00%
12	506030	Premium For PL/PD Insurance	57,283.56	58,280.00	30,788.32	46,183.00	51,378.75	11.25%
12	509024	Training / Seminars	683.55	0.00	0.00	0.00	0.00	0.00%
12	509990	Other Miscellaneous Expenses	0.00	500.00	0.00	0.00	500.00	0.00%
12	509992	Employee Recruitment	918.00	1,500.00	216.00	0.00	0.00	0.00%
12	509993	Employee Incentive	191.06	500.00	613.10	500.00	500.00	0.00%
		Total - Paratransit	1,788,819.80	1,985,778.00	1,273,766.97	1,835,663.00	1,509,713.40	-17.76%

Vanpool			2018		2019		2020	
Dept	GL	Account Description	Actual	Budget - Amended Budget	Actual (thru Aug)	Budget - Amended Budget	Budget Request	Increase/Decrease (%)
14	501020	Other Salaries and Wages	38,779.56	51,713.00	32,736.30	54,404.00	57,369.52	5.45%
14	502010	Employer's FICA Expense	3,551.74	3,670.00	2,898.21	3,945.00	4,160.09	5.45%
14	502020	401a Pension Plan	2,474.23	2,960.00	1,973.41	3,181.00	3,354.91	5.47%
14	502030	Medical Insurance	19,645.06	15,604.00	13,405.76	20,108.00	20,108.30	0.00%
14	502040	Dental /Vision Insurance	1,527.05	1,395.00	978.24	1,467.00	1,511.38	3.03%
14	502050	Life Insurance Plans	27.47	22.00	17.60	27.00	26.40	-2.22%
14	502060	Group Disability Insurance	828.70	748.00	731.97	833.00	879.13	5.54%
14	502080	Worker's Comp Insurance	180.24	208.00	142.12	234.00	233.64	-0.15%
14	502085	WA StatePaid FMLA	0.00	0.00	55.40	95.00	99.31	4.53%
14	502090	General Leave	6,779.89	5,596.00	4,564.40	7,226.00	7,626.71	5.55%
14	502100	Holiday Pay	2,828.53	1,885.00	1,978.06	1,991.00	2,101.94	5.57%
14	502110	First Stop Health	55.46	54.00	35.52	54.00	53.40	-1.11%
14	502120	Other Paid Absence	180.46	0.00	0.00	0.00	0.00	0.00%
14	502140	Other Benefits	671.74	999.00	688.26	500.00	500.00	0.00%
14	503020	Advertising	0.00	2,500.00	0.00	1,000.00	1,000.00	0.00%
14	503030	Professional and Technical Services	0.00	2,500.00	0.00	1,000.00	1,000.00	0.00%
14	503990	Other Services	0.00	500.00	0.00	0.00	0.00	0.00%
14	504012	Gas	156,451.34	184,772.00	102,185.21	193,093.00	190,000.00	-1.60%
14	504200	Office Supplies	0.00	500.00	0.00	200.00	200.00	0.00%
14	504250	Safety Training Material & Supply	800.00	1,000.00	2,278.50	0.00	2,500.00	0.00%
14	504330	Safety Supplies	0.00	500.00	0.00	100.00	100.00	0.00%
14	504990	Other Materials & Supplies	0.00	500.00	0.00	0.00	0.00	0.00%
14	504991	Postage	100.00	100.00	50.00	50.00	100.00	100.00%
14	506030	Premium For PL/PD Insurance	144,940.00	145,118.00	88,303.36	132,455.00	147,358.30	11.25%
14	506040	Non-Insured PL/PD Claims	0.00	1,000.00	0.00	1,000.00	1,000.00	0.00%
14	507040	Veh License/Registration Fee	0.00	500.00	0.00	0.00	100.00	0.00%

14	509010	Dues, Memberships, Subscriptions	0.00	200.00	0.00	0.00	100.00	0.00%
14	509020	Travel & Meeting Expense	3.89	500.00	138.34	200.00	200.00	0.00%
14	509022	Conference Registration	0.00	300.00	0.00	200.00	200.00	0.00%
14	509024	Training / Seminars	37.98	500.00	60.00	100.00	100.00	0.00%
14	509030	Bridge, Tunnel, and Highway Tolls	90.00	0.00	0.00	0.00	100.00	0.00%
14	509080	Promotional Items	385.12	2,500.00	0.00	500.00	500.00	0.00%
14	509990	Other Miscellaneous Expenses	434.00	500.00	78.12	500.00	500.00	0.00%
		Total - Vanpool	380,772.46	428,844.00	253,298.78	424,463.00	443,083.03	0.04

Operations			2018		2019		2020	
Dept	GL	Account Description	Actual	Budget - Amended Budget	Actual (thru Aug)	Budget - Amended Budget	Budget Request	Increase/Decrease (%)
18	501020	Other Salaries and Wages	1,040,097.83	1,049,195.00	685,110.80	1,060,341.00	1,042,799.29	-1.65%
18	502010	Employer's FICA Expense	91,564.22	74,773.00	59,638.55	76,034.00	74,455.08	-2.08%
18	502020	401a Pension Plan	64,323.31	60,300.00	40,088.45	61,318.00	60,044.42	-2.08%
18	502030	Medical Insurance	275,903.36	253,456.00	164,951.41	248,984.00	261,581.67	5.06%
18	502040	Dental /Vision Insurance	31,995.53	27,905.00	18,615.87	29,348.00	28,716.24	-2.15%
18	502050	Life Insurance Plans	575.51	432.00	334.93	528.00	501.60	-5.00%
18	502060	Group Disability Insurance	16,097.92	15,321.00	13,326.72	16,207.00	15,826.89	-2.35%
18	502070	Unemployment Insurance	18,301.23	25,000.00	14,155.22	10,000.00	10,000.00	0.00%
18	502080	Worker's Comp Insurance	21,026.13	18,657.00	14,464.40	18,107.00	15,730.21	-13.13%
18	502085	WA State Paid FMLA	0.00	0.00	1,128.31	1,814.00	1,775.83	-2.10%
18	502090	General Leave	125,314.47	118,023.00	73,213.67	126,811.00	119,717.68	-5.59%
18	502100	Holiday Pay	54,587.23	38,790.00	35,000.16	38,205.00	37,371.35	-2.18%
18	502110	First Stop Health	1,148.35	1,068.00	675.95	1,068.00	1,014.60	-5.00%
18	502120	Other Paid Absence	3,236.08	2,000.00	2,806.24	1,000.00	1,000.00	0.00%
18	502130	Uniform Allowance	282.97	500.00	3,414.75	500.00	1,500.00	200.00%
18	502140	Other Benefits	17,149.11	9,829.00	9,631.36	10,000.00	9,500.00	-5.00%
18	503030	Professional and Technical Services	2,657.79	1,500.00	1,476.24	13,638.00	5,000.00	-63.34%
10	503034	Training Services	0.00	0.00	13,169.72	0.00	15,000.00	0.00%
18	503051	Repair/Maintenance - Other	5.43	100.00	0.00	0.00	0.00	0.00%
18	503991	Drug & Alcohol Testing	0.00	500.00	920.00	500.00	1,000.00	100.00%
18	503994	CDL Testing/DMV Checks	250.00	0.00	0.00	0.00	0.00	0.00%
18	504200	Office Supplies	2,339.37	500.00	610.64	2,000.00	2,000.00	0.00%
18	504240	Cleaning/Sanitation Supplies	390.37	500.00	1,885.24	500.00	1,500.00	200.00%
18	504260	Misc Operating Supplies	1,174.24	0.00	1,528.98	500.00	1,500.00	0.00%
18	504330	Safety Supplies	325.15	500.00	350.89	500.00	500.00	0.00%
18	504340	Sm Tools/Equip/Furn-Other	2,955.96	1,000.00	1,950.28	1,000.00	2,000.00	100.00%

Operations			2018		2019		2020	
Dept	GL	Account Description	Actual	Budget - Amended Budget	Actual (thru Aug)	Budget - Amended Budget	Budget Request	Increase/Decrease (%)
18	504350	Ergonomic Equipment & Furniture	5,226.48	1,500.00	971.51	1,000.00	1,000.00	0.00%
18	504991	Postage	100.00	100.00	50.00	50.00	100.00	100.00%
18	505023	Cellular Phone	4,925.55	1,000.00	4,512.39	2,000.00	5,000.00	150.00%
18	505025	Utilities	1,216.43	1,000.00	0.00	1,200.00	1,200.00	0.00%
18	506030	Premium For PL/PD Insurance	3,644.52	3,849.00	3,468.48	5,203.00	5,788.13	11.25%
18	509010	Dues, Memberships, Subscriptions	25.00	0.00	18.39	100.00	100.00	0.00%
18	509020	Travel & Meeting Expense	15,326.37	8,000.00	13,372.99	18,000.00	20,000.00	11.11%
18	509022	Conference Registration	5,345.00	5,000.00	5,110.00	5,000.00	6,000.00	20.00%
18	509024	Training / Seminars	5,214.08	1,500.00	2,092.20	2,500.00	3,000.00	20.00%
18	509080	Promotional Items	0.00	100.00	0.00	100.00	100.00	0.00%
18	509990	Other Miscellaneous Expenses	1,604.79	150.00	182.05	150.00	150.00	0.00%
18	509991	Books & Periodicals	123.17	0.00	18.40	0.00	0.00	0.00%
18	509992	Employee Recruitment	4,673.64	500.00	2,808.50	0.00	0.00	0.00%
18	509993	Employee Incentive	267.73	500.00	186.00	500.00	500.00	0.00%
18	512120	Equipment Lease	6,741.40	5,000.00	3,858.72	5,000.00	5,000.00	0.00%
		Total - Operations	1,826,135.72	1,728,048.00	1,195,098.41	1,759,706.00	1,757,972.99	-0.10%

Administration			2018		2019		2020	
Dept	GL	Account Description	Actual	Budget - Amended Budget	Actual (thru Aug)	Budget - Amended Budget	Budget Request	Increase/Decrease (%)
20	501020	Other Salaries and Wages	436,200.64	443,185.00	333,673.31	519,175.00	534,262.60	2.91%
20	502010	Employer's FICA Expense	38,402.44	31,994.00	29,405.69	37,589.00	38,392.45	2.14%
20	502020	401a Pension Plan	13,159.57	25,802.00	8,359.96	30,314.00	30,961.66	2.14%
20	502030	Medical Insurance	99,127.97	119,953.00	91,447.73	120,070.00	128,314.55	6.87%
20	502040	Dental /Vision Insurance	11,733.49	11,161.00	8,804.16	13,207.00	13,602.43	2.99%
20	502050	Life Insurance Plans	211.11	173.00	157.40	238.00	237.60	-0.17%
20	502060	Group Disability Insurance	8,141.02	6,345.00	7,101.11	7,777.00	8,072.32	3.80%
20	502070	Unemployment Insurance	22,610.80	20,000.00	8,158.01	20,000.00	5,000.00	-75.00%
20	502080	Worker's Comp Insurance	1,831.01	1,649.00	1,371.66	2,118.00	2,128.25	0.48%
20	502085	WA State Paid FMLA	0.00	0.00	561.48	896.00	914.69	2.09%
20	502090	General Leave	57,347.37	56,412.00	44,931.26	67,457.00	64,474.21	-4.42%
20	502100	Holiday Pay	24,508.52	16,437.00	18,079.12	18,938.00	19,296.32	1.89%
20	502110	First Stop Health	426.12	430.00	319.68	480.00	480.60	0.12%
20	502120	Other Paid Absence	975.05	500.00	1,401.51	500.00	1,000.00	100.00%
20	502140	Other Benefits	4,060.68	4,997.00	5,171.25	4,500.00	4,500.00	0.00%
20	502142	Boot Allowance	200.00	0.00	200.00	200.00	200.00	0.00%
20	503020	Advertising	0.00	1,000.00	137.02	0.00	1,000.00	0.00%
20	503025	Legal/Public Notices	773.76	0.00	145.08	1,000.00	1,000.00	0.00%
20	503030	Professional and Technical Services	8,708.29	20,000.00	3,215.07	10,000.00	10,000.00	0.00%
20	503035	Audit Services	19,731.25	20,000.00	4,089.55	20,000.00	27,000.00	35.00%
20	503036	Consulting Services	0.00	0.00	157.50	0.00	200.00	0.00%
20	503040	Temporary Help	2,661.04	0.00	2,471.80	0.00	10,000.00	0.00%
20	503990	Other Services	8,556.61	5,000.00	4,555.67	7,000.00	8,000.00	14.29%
20	503993	Election Expense	1,000.70	0.00	0.00	0.00	0.00	0.00%
20	504200	Office Supplies	7,611.25	8,000.00	6,648.11	8,000.00	8,000.00	0.00%

Administration			2018		2019		2020	
Dept	GL	Account Description	Actual	Budget - Amended Budget	Actual (thru Aug)	Budget - Amended Budget	Budget Request	Increase/Decrease (%)
20	504210	Software	3,840.29	0.00	0.00	0.00	500.00	0.00%
20	504230	Small Tools Replacement/Repair	37.21	0.00	0.00	0.00	200.00	0.00%
20	504240	Cleaning/Sanitation Supplies	6,700.19	5,000.00	5,385.38	5,000.00	6,500.00	30.00%
20	504290	Forms	1,218.62	5,000.00	641.59	3,000.00	2,000.00	-33.33%
20	504310	Sm Tools/Equip/Furn-Mtce	37.21	37.21	41.77	0.00	100.00	0.00%
20	504340	Sm Tools/Equip/Furn-Other	12,103.22	2,000.00	126.90	5,000.00	5,000.00	0.00%
20	504350	Ergonomic Equipment & Furniture	2,002.15	2,000.00	0.00	2,000.00	2,000.00	0.00%
20	504991	Postage	2,018.65	2,000.00	2,190.44	2,000.00	2,500.00	25.00%
20	505022	Telephone Service	24,099.62	25,000.00	15,675.11	20,000.00	20,000.00	0.00%
20	505025	Utilities	46,084.55	50,000.00	29,916.73	50,000.00	50,000.00	0.00%
20	506030	Premium For PL/PD Insurance	37,612.56	43,423.00	28,044.56	54,067.00	46,800.05	-13.44%
20	507020	State & Sales Tax	2,988.35	2,500.00	1,872.76	0.00	2,000.00	0.00%
20	507990	Property Assessment	1,886.55	2,500.00	1,698.04	2,000.00	2,000.00	0.00%
20	509010	Dues, Memberships, Subscriptions	14,600.41	3,000.00	1,279.00	2,000.00	12,000.00	500.00%
20	509020	Travel & Meeting Expense	6,690.18	8,000.00	2,784.06	8,000.00	8,000.00	0.00%
20	509022	Conference Registration	1,075.00	3,000.00	1,181.80	2,000.00	2,000.00	0.00%
20	509024	Training / Seminars	7,120.78	5,000.00	2,606.00	5,000.00	5,000.00	0.00%
20	509080	Promotional Items	744.89	0.00	152.41	0.00	200.00	0.00%
20	509990	Other Miscellaneous Expenses	25,125.82	100.00	1,896.86	100.00	2,500.00	2400.00%
20	509991	Books & Periodicals	555.64	250.00	364.83	500.00	500.00	0.00%
20	509992	Employee Recruitment	989.62	1,000.00	384.00	1,000.00	0.00	-100.00%
20	509993	Employee Incentive	292.83	500.00	667.40	500.00	500.00	0.00%
20	512120	Equipment Lease	10,407.96	6,000.00	3,134.32	6,000.00	6,000.00	0.00%
20	512121	Building Lease	702.00	800.00	468.00	800.00	800.00	0.00%
		Total - Administration	976,912.99	960,148.21	681,075.09	1,058,426.00	1,094,137.72	3.37%

Executive Director			2018		2019		2020	
Dept	GL	Account Description	Actual	Budget - Amended Budget	Actual (thru Aug)	Budget - Amended Budget	Budget Request	Increase/Decrease (%)
25	501020	Other Salaries and Wages	427,324.68	414,324.00	170,730.32	290,880.00	304,543.45	4.70%
25	502010	Employer's FICA Expense	38,254.54	29,813.00	15,825.00	21,126.00	22,124.13	4.72%
25	502020	401a Pension Plan	27,174.43	24,044.00	10,604.00	17,037.00	17,842.04	4.73%
25	502030	Medical Insurance	93,595.49	92,436.00	39,019.22	71,767.00	62,341.77	-13.13%
25	502040	Dental /Vision Insurance	10,205.80	8,371.00	3,484.98	5,869.00	6,045.52	3.01%
25	502050	Life Insurance Plans	183.61	129.00	62.70	106.00	105.60	-0.38%
25	502060	Group Disability Insurance	6,551.89	5,663.00	3,055.07	3,866.00	4,011.59	3.77%
25	502070	Unemployment Insurance	0.00	0.00	6,708.00	0.00	2,000.00	0.00%
25	502080	Worker's Comp Insurance	1,681.95	1,241.00	538.25	944.00	944.12	0.01%
25	502085	WA State Paid FMLA	0.00	0.00	43.56	297.58	527.38	77.22%
25	502090	General Leave	62,687.02	52,341.00	30,659.78	38,700.00	40,635.69	5.00%
25	502100	Holiday Pay	22,730.96	14,210.00	10,059.92	10,657.00	11,161.70	4.74%
25	502110	First Stop Health	370.61	322.00	126.54	214.00	213.60	-0.19%
25	502120	Other Paid Absence	209.12	712.00	640.08	500.00	500.00	0.00%
25	502130	Uniform Allowance	929.21	0.00	111.35	1,000.00	500.00	0.00%
25	502140	Other Benefits	6,592.60	2,785.00	2,000.00	2,000.00	2,000.00	0.00%
25	503020	Advertising	5,974.32	10,000.00	5,804.26	10,000.00	10,000.00	0.00%
25	503025	Legal/Public Notices	499.72	0.00	548.08	500.00	750.00	0.00%
25	503030	Professional and Technical Services	22,596.62	100,000.00	1,844.38	40,000.00	10,000.00	-75.00%
25	503031	Labor Law Service	5,803.08	15,000.00	0.00	0.00	0.00	0.00%
25	503032	Legal Services	8,973.17	40,000.00	3,664.00	30,000.00	10,000.00	-66.67%
25	503051	Repair/Maintenance - Other	0.00	250.00	0.00	250.00	250.00	0.00%
25	503990	Other Services	0.00	500.00	787.50	500.00	1,000.00	100.00%
25	503995	Vaccination Services	0.00	500.00	0.00	500.00	250.00	-50.00%

Executive Director			2018		2019		2020	
Dept	GL	Account Description	Actual	Budget - Amended Budget	Actual (thru Aug)	Budget - Amended Budget	Budget Request	Increase/Decrease (%)
25	504200	Office Supplies	1,685.40	750.00	56.78	1,000.00	750.00	-25.00%
25	504240	Cleaning/Sanitation Supplies	25.83	50.00	0.00	50.00	50.00	0.00%
25	504250	Safety Training Material & Supply	876.49	5,000.00	28.00	500.00	500.00	0.00%
25	504260	Misc Operating Supplies	0.00	50.00	0.00	0.00	50.00	0.00%
25	504300	Small Computer Equipment	1,605.62	1,000.00	0.00	1,000.00	0.00	-100.00%
25	504310	Sm Tools/Equip/Furn-Mtce	0.00	500.00	0.00	0.00	150.00	0.00%
25	504330	Safety Supplies	3,175.26	1,500.00	0.00	1,500.00	1,500.00	0.00%
25	504340	Sm Tools/Equip/Furn-Other	231.08	1,000.00	45.22	1,000.00	250.00	-75.00%
25	504350	Ergonomic Equipment & Furniture	610.25	1,200.00	0.00	500.00	500.00	0.00%
25	504400	Non Revenue Vehicle Parts/Supplies	0.00	250.00	0.00	0.00	0.00	0.00%
25	504990	Other Materials & Supplies	221.32	250.00	24.94	250.00	250.00	0.00%
25	504991	Postage	2.00	50.00	50.00	50.00	0.00	-100.00%
25	505023	Cellular Phone	1,792.97	800.00	1,022.43	900.00	1,500.00	66.67%
25	509010	Dues, Memberships, Subscriptions	24,188.85	25,000.00	22,530.40	30,000.00	32,000.00	6.67%
25	509020	Travel & Meeting Expense	8,569.21	5,000.00	5,505.00	5,600.00	7,500.00	33.93%
25	509021	Misc Travel Expense	0.00	200.00	0.00	200.00	200.00	0.00%
25	509022	Conference Registration	2,715.00	2,000.00	1,090.00	2,500.00	2,500.00	0.00%
25	509023	SKAT Board/CAC Meeting Expense	415.05	500.00	0.00	250.00	500.00	100.00%
25	509024	Training / Seminars	1,470.71	1,000.00	20.00	1,650.00	850.00	-48.48%
25	509080	Promotional Items	768.87	2,000.00	3,351.59	3,400.00	3,500.00	2.94%
25	509990	Other Miscellaneous Expenses	620.50	250.00	382.39	800.00	800.00	0.00%
25	509991	Books & Periodicals	181.18	300.00	0.00	250.00	100.00	-60.00%
25	509992	Employee Recruitment	544.43	0.00	333.00	600.00	250.00	0.00%
25	509993	Employee Incentive	1,289.78	2,500.00	0.00	2,500.00	2,500.00	0.00%
25	512121	Building Lease	20,230.20	18,000.00	11,210.40	20,000.00	12,000.00	-40.00%
		Total - Executive Director	813,558.82	881,791.00	351,967.14	621,213.58	575,946.60	-7.29%

HR			2018		2019		2019	
Dept	GL	Account Description	Actual	Budget - Amended Budget	Actual (thru Aug)	Budget - Amended Budget	Budget Request	Increase/Decrease (%)
26	501020	Other Salaries and Wages	131,258.66	136,108.00	80,474.32	147,850.00	145,513.58	-1.58%
26	502010	Employer's FICA Expense	11,862.23	9,765.00	7,069.47	10,722.00	10,367.49	-3.31%
26	502020	401a Pension Plan	8,182.01	7,875.00	4,706.38	8,647.00	8,360.88	-3.31%
26	502030	Medical Insurance	31,940.28	31,207.00	13,415.38	36,229.00	24,121.69	-33.42%
26	502040	Dental /Vision Insurance	2,657.99	2,791.00	1,773.06	2,935.00	3,022.76	2.99%
26	502050	Life Insurance Plans	47.81	43.00	31.90	53.00	52.80	-0.38%
26	502060	Group Disability Insurance	1,173.10	1,897.00	1,009.29	2,120.00	1,994.63	-5.91%
26	502070	Unemployment Insurance	1,370.00	0.00	7,258.12	0.00	2,000.00	0.00%
26	502080	Worker's Comp Insurance	473.37	412.00	271.65	467.00	477.90	2.33%
26	502085	WA State Paid FMLA	0.00	0.00	135.05	255.00	246.74	-3.24%
26	502090	General Leave	19,942.84	16,372.00	8,259.12	19,225.00	16,030.53	-16.62%
26	502100	Holiday Pay	7,234.56	5,015.00	3,552.24	5,368.00	5,173.44	-3.62%
26	502110	First Stop Health	96.55	107.00	64.38	107.00	106.80	-0.19%
26	502120	Other Paid Absence	0.00	607.00	0.00	500.00	500.00	0.00%
26	502140	Other Benefits	2,211.00	1,393.00	2,339.53	1,000.00	1,000.00	0.00%
26	503020	Advertising	0.00	0.00	710.67	0.00	0.00	0.00%
26	503025	Legal/Public Notices	0.00	0.00	128.96	0.00	0.00	0.00%
26	503030	Professional and Technical Services	997.50	6,500.00	1,217.69	0.00	300.00	0.00%
26	503031	Labor Law Service	0.00	0.00	26,824.85	15,000.00	15,000.00	0.00%
26	503990	Other Services	0.00	100.00	0.00	100.00	0.00	-100.00%
26	503991	Drug and Alcohol Testing	0.00	0.00	25.00	0.00	100.00	0.00%
26	504200	Office Supplies	52.90	500.00	0.00	250.00	150.00	-40.00%
26	504290	Forms	970.86	0.00	1,131.25	1,500.00	1,500.00	0.00%
26	504350	Ergonomic Equipment & Furniture	0.00	500.00	0.00	500.00	200.00	-60.00%
26	504600	Wellness Program Activity/Supplies	2,284.48	0.00	1,647.33	7,640.00	7,640.00	0.00%
26	504991	Postage	0.00	200.00	350.00	100.00	400.00	300.00%

26	509010	Dues, Memberships, Subscriptions	478.00	13,750.00	436.09	14,000.00	14,000.00	0.00%
26	509020	Travel & Meeting Expense	3,997.15	9,100.00	2,571.80	8,000.00	8,000.00	0.00%
26	509022	Conference Registration	1,918.00	3,500.00	1,098.00	3,500.00	4,000.00	14.29%
26	509024	Training / Seminars	615.35	2,000.00	808.00	10,000.00	1,000.00	-90.00%
26	509990	Other Miscellaneous Expenses	121.60	200.00	80.82	200.00	100.00	-50.00%
26	509991	Books & Periodicals	0.00	100.00	0.00	100.00	100.00	0.00%
26	509992	Employee Recruitment	0.00	0.00	43.00	0.00	30,000.00	0.00%
26	509993	Employee Incentive	0.00	4,800.00	0.00	3,500.00	3,500.00	0.00%
		Total - HR	229,886.24	254,842.00	167,433.35	299,868.00	304,959.24	1.70%

Information Technology			2018		2019		2020	
Dept	GL	Account Description	Actual	Budget - Amended Budget	Actual (thru Aug)	Budget - Amended Budget	Budget Request	Increase/Decrease (%)
30	501020	Other Salaries and Wages	188,998.30	127,568.00	108,372.83	139,831.00	188,998.30	35.16%
30	502010	Employer's FICA Expense	13,252.93	8,869.00	9,228.63	9,997.00	13,252.93	32.57%
30	502020	401a Pension Plan	10,687.85	7,152.00	6,207.61	8,063.00	10,687.85	32.55%
30	502030	Medical Insurance	47,526.37	42,116.00	29,014.46	43,513.00	47,526.37	9.22%
30	502040	Dental /Vision Insurance	4,534.14	2,791.00	2,384.46	2,935.00	4,534.14	54.49%
30	502050	Life Insurance Plans	79.20	43.00	42.90	53.00	79.20	49.43%
30	502060	Group Disability Insurance	2,722.69	1,749.00	1,984.56	2,007.00	2,722.69	35.66%
30	502080	Worker's Comp Insurance	722.16	460.00	400.80	478.00	722.16	51.08%
30	502085	WA State Paid FMLA	316.36	0.00	175.84	238.00	316.36	32.92%
30	502090	General Leave	20,195.65	12,716.00	10,128.00	15,891.00	20,195.65	27.09%
30	502100	Holiday Pay	6,562.97	4,758.00	4,480.56	5,024.00	6,562.97	30.63%
30	502110	First Stop Health	160.20	107.00	86.68	107.00	160.20	49.72%
30	502120	Other Paid Absence	500.00	607.00	0.00	500.00	500.00	0.00%
30	502140	Other Benefits	1,500.00	1,393.00	2,170.61	1,000.00	1,500.00	50.00%
30	503030	Professional and Technical Services	37,845.02	42,000.00	15,947.04	10,000.00	25,000.00	150.00%
30	503051	Repair/Maintenance - Other	116.64	6,000.00	583.70	2,500.00	800.00	-68.00%
30	503055	GFI Services	0.00	0.00	1,382.16	0.00	1,500.00	0.00%
30	504200	Office Supplies	626.85	350.00	173.60	900.00	300.00	-66.67%
30	504210	Software	198,446.85	227,633.00	194,774.04	244,075.00	226,304.64	-7.28%
30	504300	Small Computer Equipment	29,711.52	20,000.00	31,287.99	32,000.00	32,000.00	0.00%
30	504340	Sm Tools/Equip/Furn-Other	4,398.96	8,750.00	3,792.78	5,000.00	5,000.00	0.00%
30	504990	Other Materials & Supplies	611.93	0.00	387.35	0.00	800.00	0.00%
30	504991	Postage	100.00	350.00	500.00	500.00	500.00	0.00%
30	504992	Shipping	379.66	0.00	28.50	0.00	100.00	0.00%
30	505023	Cellular Phone	960.30	720.20	1,000.00	1,000.00	1,000.00	0.00%
30	505024	Radio	0.00	0.00	3,025.00	0.00	5,000.00	0.00%

Information Technology			2018		2019		2020	
Dept	GL	Account Description	Actual	Budget - Amended Budget	Actual (thru Aug)	Budget - Amended Budget	Budget Request	Increase/Decrease (%)
30	505026	Fiber Optics	26,811.28	31,016.00	16,364.48	25,000.00	17,000.00	-32.00%
30	505027	Internet Fee	7,003.12	7,320.00	3,705.24	14,820.00	7,000.00	-52.77%
30	509010	Dues, Memberships, Subscriptions	618.45	100.00	1,235.91	850.00	1,500.00	76.47%
30	509020	Travel & Meeting Expense	0.00	500.00	0.00	500.00	1,500.00	200.00%
30	509022	Conference Registration	0.00	500.00	0.00	500.00	1,000.00	100.00%
30	509024	Training / Seminars	75.95	1,000.00	0.00	1,000.00	1,500.00	50.00%
30	509990	Other Miscellaneous Expenses	0.00	100.00	0.00	100.00	0.00	-100.00%
30	509992	Employee Recruitment	0.00	0.00	2,934.00	0.00	0.00	0.00%
		Total - Information Technology	605,465.35	556,668.20	451,799.73	568,382.00	625,563.46	10.06%

Safety and Security			2018		2019		2020	
Dept	GL	Account Description	Actual	Budget - Amended Budget	Actual (thru Aug)	Budget - Amended Budget	Budget Request	Increase/Decrease (%)
35	501020	Other Salaries and Wages	0.00	0.00	162,771.51	240,839.00	304,490.84	26.43%
35	502010	Employer's FICA Expense	0.00	0.00	14,676.48	17,415.00	21,877.61	25.63%
35	502020	401a Pension Plan	0.00	0.00	9,761.62	14,045.00	17,643.23	25.62%
35	502030	Medical Insurance	0.00	0.00	26,318.08	51,584.00	63,565.68	23.23%
35	502040	Dental /Vision Insurance	0.00	0.00	3,912.96	5,869.00	7,556.90	28.76%
35	502050	Life Insurance Plans	0.00	0.00	70.40	106.00	132.00	24.53%
35	502060	Group Disability Insurance	0.00	0.00	3,213.92	3,705.00	4,668.42	26.00%
35	502080	Worker's Comp Insurance	0.00	0.00	630.64	5,517.00	8,017.04	45.32%
35	502085	WA State Paid FMLA	0.00	0.00	275.61	415.00	521.50	25.66%
35	502090	General Leave	0.00	0.00	21,840.62	30,786.00	37,852.14	22.95%
35	502100	Holiday Pay	0.00	0.00	7,942.96	8,768.00	11,021.71	25.70%
35	502110	First Stop Health	0.00	0.00	142.08	214.00	267.00	24.77%
35	502120	Other Paid Absence	0.00	0.00	0.00	0.00	500.00	0.00%
35	502130	Uniform Allowance	0.00	0.00	1,862.49	750.00	750.00	0.00%
35	502140	Other Benefits	0.00	0.00	4,175.68	2,500.00	2,500.00	0.00%
35	503030	Professional and Technical Services	0.00	0.00	88.97	0.00	200.00	0.00%
35	503070	Security Services	0.00	0.00	0.00	0.00	45,000.00	0.00%
35	503991	Drug and Alcohol Testing	0.00	0.00	162.00	0.00	300.00	0.00%
35	504200	Office Supplies	0.00	0.00	0.00	500.00	500.00	0.00%
35	504250	Safety Training Material & Supply	0.00	0.00	1,609.16	1,500.00	1,750.00	16.67%
35	504330	Safety Supplies	0.00	0.00	3,992.96	3,000.00	4,000.00	33.33%
35	504340	Sm Tools/Equip/Furn-Other	0.00	0.00	118.24	0.00	150.00	0.00%
35	504350	Ergonomic Equipment & Furniture	0.00	0.00	342.38	1,000.00	350.00	-65.00%
35	504990	Other Materials & Supplies	0.00	0.00	0.00	500.00	500.00	0.00%
35	504991	Postage	0.00	0.00	77.30	50.00	50.00	0.00%
35	505023	Cellular Phone	0.00	0.00	1,204.20	900.00	1,300.00	44.44%

Safety and Security			2018		2019		2020	
Dept	GL	Account Description	Actual	Budget - Amended Budget	Actual (thru Aug)	Budget - Amended Budget	Budget Request	Increase/Decrease (%)
35	509010	Dues, Memberships, Subscriptions	0.00	0.00	324.42	1,500.00	1,500.00	0.00%
35	509020	Travel & Meeting Expense	0.00	0.00	6,555.99	2,000.00	4,000.00	100.00%
35	509021	Misc Travel Expense	0.00	0.00	0.00	200.00	200.00	0.00%
35	509022	Conference Registration	0.00	0.00	1,145.00	2,000.00	200.00	-90.00%
35	509024	Training / Seminars	0.00	0.00	3,417.67	1,500.00	3,000.00	100.00%
35	509990	Other Miscellaneous Expenses	0.00	0.00	598.07	200.00	500.00	150.00%
35	509993	Employee Incentive	0.00	0.00	253.07	2,000.00	1,000.00	-50.00%
		Total - Safety and Security	0.00	0.00	277,484.48	399,363.00	545,864.08	36.68%

Vehicle/Service Maintenance			2018		2019		2020	
Dept	GL	Account Description	Actual	Budget - Amended Budget	Actual (thru Aug)	Budget - Amended Budget	Budget Request	Increase/Decrease (%)
41	501020	Other Salaries and Wages	775,069.43	780,485.00	503,176.65	799,326.00	891,990.17	11.59%
41	502010	Employer's FICA Expense	70,288.64	55,827.00	45,442.01	58,034.00	63,796.91	9.93%
41	502020	401a Pension Plan	53,266.46	45,022.00	31,061.75	46,802.00	51,449.12	9.93%
41	502030	Medical Insurance	183,543.26	144,016.00	104,761.62	169,974.00	211,321.20	24.33%
41	502040	Dental /Vision Insurance	23,142.08	20,929.00	14,094.04	22,010.00	27,204.85	23.60%
41	502050	Life Insurance Plans	416.33	324.00	253.57	396.00	475.20	20.00%
41	502060	Group Disability Insurance	11,917.57	11,273.00	9,025.21	12,032.00	13,358.07	11.02%
41	502070	Unemployment Insurance	12,657.63	0.00	747.52	5,000.00	10,000.00	0.00%
41	502080	Worker's Comp Insurance	35,955.91	28,475.00	23,785.72	37,187.00	45,041.56	21.12%
41	502085	WA State Paid FMLA	0.00	0.00	844.85	1,371.00	1,504.99	9.77%
41	502090	General Leave	91,629.48	92,118.00	59,811.89	98,630.00	101,229.45	2.64%
41	502100	Holiday Pay	46,586.36	27,833.00	32,016.26	28,480.00	31,662.86	11.18%
41	502110	First Stop Health	840.41	801.00	511.76	801.00	961.20	20.00%
41	502120	Other Paid Absence	1,436.75	2,000.00	0.00	2,000.00	2,000.00	0.00%
41	502130	Uniform Allowance	1,521.70	2,000.00	1,480.53	1,000.00	4,500.00	350.00%
41	502140	Other Benefits	15,105.16	9,000.00	10,849.67	7,500.00	9,000.00	20.00%
41	502141	Tool Allowance	3,652.04	5,000.00	3,600.35	3,600.00	4,000.00	11.11%
41	502142	Boot Allowance	3,375.00	3,000.00	2,900.00	3,000.00	3,600.00	20.00%
41	503020	Advertising	721.37	0.00	60.00	0.00	100.00	0.00%
41	503025	Legal/Public Notices	0.00	0.00	161.20	0.00	200.00	0.00%
41	503030	Professional and Technical Services	28.49	500.00	48.83	500.00	500.00	0.00%
41	503033	Graphic Design	187.49	0.00	0.00	5,000.00	1,000.00	-80.00%
41	503040	Temporary Help	0.00	5,000.00	778.95	2,000.00	2,000.00	0.00%
41	503050	Contract Maintenance Services	3,760.84	0.00	1,103.49	0.00	1,500.00	0.00%
41	503051	Repair/Maintenance - Other	26,046.75	60,000.00	4,564.82	30,000.00	30,000.00	0.00%
41	503055	GFI Services	1,538.75	5,500.00	0.00	2,000.00	2,000.00	0.00%

Vehicle/Service Maintenance			2018		2019		2020	
Dept	GL	Account Description	Actual	Budget - Amended Budget	Actual (thru Aug)	Budget - Amended Budget	Budget Request	Increase/Decrease (%)
41	503061	Vehicle Washing/Cleaning	1,530.96	0.00	1,071.38	0.00	0.00	0.00%
41	503062	Skagit Co Inmate Program	20,000.00	20,000.00	10,000.00	20,000.00	0.00	-100.00%
41	503990	Other Services	3,461.22	2,000.00	2,970.16	2,000.00	4,000.00	100.00%
41	503991	Drug & Alcohol Testing	0.00	1,000.00	64.00	1,000.00	1,000.00	0.00%
41	503994	CDL Testing/DMV Checks	900.00	500.00	0.00	500.00	500.00	0.00%
41	504013	Ultra-Low Sulfur Fuel	5,077.08	9,762.00	2,402.38	3,128.00	5,000.00	59.85%
41	504014	Lubricants	32,357.74	28,000.00	20,449.47	28,000.00	28,000.00	0.00%
41	504015	Fuel Staff Vehicles	15,958.33	20,880.00	11,718.15	22,524.00	22,500.00	-0.11%
41	504016	Propane	21.93	5,000.00	0.00	0.00	0.00	#DIV/0!
41	504017	Fuel Equipment	57.24	0.00	0.00	0.00	100.00	0.00%
41	504020	Tires and Tubes	125,596.49	75,000.00	68,428.56	130,000.00	130,000.00	0.00%
41	504200	Office Supplies	1,801.21	1,000.00	514.93	1,000.00	1,000.00	0.00%
41	504210	Software	2,615.23	0.00	1,070.31	2,000.00	4,000.00	0.00%
41	504230	Small Tools Replacement/Repair	4,254.46	5,000.00	3,738.51	5,000.00	5,000.00	0.00%
41	504240	Cleaning/Sanitation Supplies	4,567.91	5,000.00	4,008.94	5,000.00	6,000.00	20.00%
41	504260	Misc Operating Supplies	64.06	0.00	11.39	0.00	0.00	0.00%
41	504280	Fare Cards	11,537.22	20,000.00	7,565.17	15,000.00	12,000.00	-20.00%
41	504300	Small Computer Equipment	72.96	0.00	3,829.06	500.00	4,000.00	0.00%
41	504310	Sm Tools/Equip/Furn-Mtce	15,771.44	15,000.00	12,450.91	15,000.00	15,000.00	0.00%
	504311	Small Tools & Equipment - Vehicle Servicers	4,828.41	4,000.00	2,226.67	4,000.00	4,000.00	0.00%
41	504330	Safety Supplies	6,359.92	3,000.00	3,723.33	5,000.00	5,000.00	0.00%
41	504340	Sm Tools/Equip/Furn-Other	2,539.09	2,000.00	0.00	3,000.00	3,000.00	0.00%
41	504350	Ergonomic Equipment & Furniture	286.77	0.00	460.30	0.00	500.00	0.00%
41	504360	Building Repair Supplies	72.09	0.00	77.99	0.00	0.00	0.00%
41	504370	Equipment Repair Supplies	63.85	500.00	345.48	500.00	500.00	0.00%
41	504375	GFI Repair Supplies	11,497.29	38,000.00	8,280.60	30,000.00	20,000.00	-33.33%

Vehicle/Service Maintenance			2018		2019		2020	
Dept	GL	Account Description	Actual	Budget - Amended Budget	Actual (thru Aug)	Budget - Amended Budget	Budget Request	Increase/Decrease (%)
41	504385	Vehicle Washing Supplies	3,754.99	10,500.00	4,405.23	10,500.00	10,500.00	0.00%
41	504390	Revenue Vehicle Parts/Supplies	432,225.42	400,000.00	244,871.72	400,000.00	400,000.00	0.00%
41	504400	Non Revenue Vehicle Parts/Supplies	5,142.97	20,000.00	4,818.59	10,000.00	10,000.00	0.00%
41	504405	Shop Supplies	24,576.27	20,000.00	17,499.63	20,000.00	25,000.00	25.00%
41	504990	Other Materials & Supplies	40.55	1,000.00	294.20	1,000.00	1,000.00	0.00%
41	504991	Postage	0.00	0.00	500.00	500.00	750.00	0.00%
41	504992	Shipping	717.22	1,000.00	665.89	1,000.00	1,000.00	0.00%
41	505023	Cellular Phone	2,302.26	3,600.00	2,189.31	2,000.00	2,500.00	25.00%
41	505024	Radio	4,089.75	0.00	781.20	0.00	0.00	0.00%
41	506030	Premium For PL/PD Insurance	22,205.76	22,549.00	24,272.00	36,408.00	40,504.43	11.25%
41	507040	Veh License/Registration Fee	0.00	0.00	0.00	1,000.00	0.00	0.00%
41	509020	Travel & Meeting Expense	3,395.91	8,000.00	9,930.84	8,000.00	12,000.00	50.00%
41	509022	Conference Registration	530.00	2,000.00	610.00	2,000.00	2,000.00	0.00%
41	509024	Training / Seminars	823.56	8,000.00	86.80	8,000.00	8,000.00	0.00%
41	509990	Other Miscellaneous Expenses	0.00	500.00	42.02	0.00	0.00	0.00%
41	509991	Books & Periodicals	20.58	0.00	18.40	5,000.00	1,000.00	0.00%
41	509992	Employee Recruitment	2,421.30	2,000.00	7,959.00	2,000.00	0.00	-100.00%
41	509993	Employee Incentive	915.44	500.00	309.73	1,000.00	1,000.00	0.00%
41	512060	Equipment Rental	0.00	0.00	7,232.64	0.00	8,000.00	0.00%
41	512120	Equipment Lease	3,117.51	0.00	1,951.57	3,120.00	4,000.00	0.00%
		Total - Vehicle/Service Maintenance	2,140,260.29	2,054,394.00	1,344,927.15	2,141,323.00	2,308,750.01	7.82%

Facilities			2018		2019		2020	
Dept	GL	Account Description	Actual	Budget - Amended Budget	Actual (thru Aug)	Budget - Amended Budget	Budget Request	Increase/Decrease (%)
45	501020	Other Salaries and Wages	225,048.79	228,082.00	158,950.79	244,430.00	291,030.15	19.06%
45	502010	Employer's FICA Expense	19,918.86	16,209.00	14,187.54	17,791.00	21,011.59	18.10%
45	502020	401a Pension Plan	14,898.20	13,072.00	9,649.60	14,347.00	16,944.83	18.11%
45	502030	Medical Insurance	85,493.71	84,952.00	60,711.68	91,065.00	103,065.28	13.18%
45	502040	Dental /Vision Insurance	7,112.76	6,976.00	4,891.20	7,336.00	9,068.28	23.61%
45	502050	Life Insurance Plans	127.97	108.00	88.00	132.00	158.40	20.00%
45	502060	Group Disability Insurance	3,830.62	3,361.00	3,280.88	3,760.00	4,471.56	18.92%
45	502070	Unemployment	0.00	0.00	0.00	0.00	2,000.00	0.00%
45	502080	Worker's Comp Insurance	10,740.61	10,161.00	8,466.85	12,377.00	14,876.83	20.20%
45	502085	WA State Paid FMLA	0.00	0.00	267.55	420.00	497.57	18.47%
45	502090	General Leave	26,922.27	26,140.00	17,656.83	30,460.00	35,668.92	17.10%
45	502100	Holiday Pay	12,788.22	8,208.00	13,618.36	8,807.00	10,497.61	19.20%
45	502110	First Stop Health	258.30	267.00	177.60	267.00	320.40	20.00%
45	502120	Other Paid Absence	570.88	1,000.00	291.04	1,000.00	1,000.00	0.00%
45	502130	Uniform Allowance	1,600.19	2,000.00	1,375.00	1,250.00	1,500.00	20.00%
45	502140	Other Benefits	2,000.00	3,000.00	2,500.00	2,500.00	3,000.00	20.00%
45	502142	Boot Allowance	550.00	1,000.00	1,100.00	1,000.00	1,200.00	20.00%
45	503030	Professional and Technical Services	28.49	5,000.00	0.00	1,000.00	1,000.00	0.00%
45	503040	Temporary Help	2,658.61	0.00	7,454.49	4,000.00	4,000.00	0.00%
45	503050	Contract Maintenance Services	5,424.86	8,000.00	456.78	1,000.00	1,000.00	0.00%
45	503051	Repair/Maintenance - Other	3,764.65	15,000.00	3,485.13	6,000.00	6,000.00	0.00%
45	503060	Custodial Services	20,419.90	15,000.00	14,629.85	15,000.00	15,000.00	0.00%
45	503062	Skagit Co Inmate Program	0.00	6,000.00	0.00	0.00	0.00	0.00%
45	503070	Security Services	1,265.71	5,000.00	165.76	5,000.00	5,000.00	0.00%
45	503990	Other Services	3,037.80	1,500.00	460.29	2,000.00	2,000.00	0.00%
45	504013	Ultra-Low Sulfur Fuel	0.00	0.00	107.38	6,252.00	6,252.00	0.00%

Facilities			2018		2019		2020	
Dept	GL	Account Description	Actual	Budget - Amended Budget	Actual (thru Aug)	Budget - Amended Budget	Budget Request	Increase/Decrease (%)
45	504014	Lubricants	10.00	100.00	0.00	100.00	100.00	0.00%
45	504017	Fuel Equipment	0.00	500.00	0.00	1,200.00	1,200.00	0.00%
45	504200	Office Supplies	182.51	100.00	124.80	200.00	200.00	0.00%
45	504230	Small Tools Replacement/Repair	182.77	1,000.00	0.00	1,000.00	1,000.00	0.00%
45	504240	Cleaning/Sanitation Supplies	9,872.92	6,000.00	3,604.26	6,000.00	6,000.00	0.00%
45	504260	Misc Operating Supplies	2,834.66	750.00	903.93	750.00	750.00	0.00%
45	504270	Bus Stop/Poles & Signs	5,372.14	16,000.00	2,395.30	6,000.00	6,000.00	0.00%
45	504300	Small Computer Equipment	4,929.41	0.00	19.51	0.00	0.00	0.00%
45	504310	Sm Tools/Equip/Furn-Mtce	1,276.75	18,500.00	415.00	12,000.00	12,000.00	0.00%
45	504330	Safety Supplies	469.72	1,000.00	1,349.60	1,000.00	1,500.00	50.00%
45	504340	Sm Tools/Equip/Furn-Other	22,642.99	1,750.00	5,073.25	1,750.00	3,500.00	100.00%
45	504360	Building Repair Supplies	22,809.05	27,500.00	1,931.07	27,500.00	27,500.00	0.00%
45	504370	Equipment Repair Supplies	4,482.27	17,000.00	5,746.91	4,500.00	4,500.00	0.00%
45	504390	Revenue Vehicle Parts/Supplies	(896.91)	0.00	7,698.38	0.00	0.00	0.00%
45	504405	Shop Supplies	0.00	500.00	0.00	500.00	500.00	0.00%
45	504510	Ground Maintenance Supplies	397.33	10,000.00	12,482.63	3,000.00	3,000.00	0.00%
45	504990	Other Materials & Supplies	1,530.70	1,000.00	1,171.88	1,000.00	2,500.00	150.00%
45	505023	Cellular Phone	3,293.46	2,000.00	3,266.85	2,000.00	2,000.00	0.00%
45	509020	Travel & Meeting Expense	1,435.60	3,500.00	0.00	3,500.00	3,500.00	0.00%
45	509022	Conference Registration	35.00	200.00	0.00	200.00	200.00	0.00%
45	509024	Training / Seminars	181.90	6,000.00	1,187.82	4,000.00	4,000.00	0.00%
45	509990	Other Miscellaneous Expenses	178.12	0.00	160.64	0.00	0.00	0.00%
45	512060	Equipment Rental	2,938.53	2,000.00	358.72	10,000.00	10,000.00	0.00%
45	512120	Equipment Lease	5,743.45	10,000.00	1,035.20	2,000.00	2,000.00	0.00%
45	512121	Building Lease	0.00	1,000.00	0.00	0.00	0.00	0.00%
		Total - Facilities	538,363.77	586,436.00	372,898.35	565,394.00	648,513.43	14.70%

Skagit Station			2018		2019		2020	
Dept	GL	Account Description	Actual	Budget - Amended Budget	Actual (thru Aug)	Budget - Amended Budget	Budget Request	Increase/Decrease (%)
50	503030	Professional and Technical Services	591.27	8,000.00	0.00	4,000.00	4,000.00	0.00%
50	503050	Contract Maintenance Services	11,024.74	13,700.00	6,122.36	12,000.00	6,500.00	-45.83%
50	503051	Repair/Maintenance - Other	919.50	12,000.00	731.76	8,000.00	8,000.00	0.00%
50	503060	Custodial Services	24,502.20	25,000.00	15,818.20	25,000.00	25,000.00	0.00%
50	503070	Security Services	42,862.80	37,000.00	25,079.22	45,000.00	0.00	-100.00%
50	504200	Office Supplies	254.90	500.00	0.00	500.00	500.00	0.00%
50	504240	Cleaning/Sanitation Supplies	4,812.23	7,000.00	2,272.89	7,000.00	7,000.00	0.00%
50	504270	Bus Stop/Poles & Signs	0.00	2,000.00	629.30	2,000.00	2,000.00	0.00%
50	504330	Safety Supplies	103.59	500.00	0.00	500.00	500.00	0.00%
50	504340	Sm Tools/Equip/Furn-Other	10,041.49	3,500.00	97.64	3,500.00	3,500.00	0.00%
50	504350	Ergonomic Equipment & Furniture	573.55	0.00	0.00	0.00	0.00	0.00%
50	504360	Building Repair Supplies	8,562.57	15,000.00	924.22	12,000.00	12,000.00	0.00%
50	504370	Equipment Repair Supplies	363.80	5,000.00	310.43	5,000.00	5,000.00	0.00%
50	504390	Revenue Vehicle Parts/Supplies	0.00	0.00	718.47	0.00	0.00	0.00%
50	504510	Ground Maintenance Supplies	0.00	3,750.00	1,344.92	1,875.00	1,875.00	0.00%
50	504990	Other Materials & Supplies	4,498.48	200.00	3,540.01	200.00	200.00	0.00%
50	505025	Utilities	30,072.89	25,000.00	21,272.70	25,000.00	25,000.00	0.00%
50	507990	Property Assessment	2,526.47	5,000.00	2,287.22	3,000.00	3,000.00	0.00%
50	509990	Other Miscellaneous Expenses	0.00	0.00	42.50	0.00	0.00	0.00%
50	512060	Equipment Rental	1,250.26	5,000.00	0.00	5,000.00	5,000.00	0.00%
50	512120	Equipment Lease	33,730.03	3,000.00	2,070.40	3,000.00	3,000.00	0.00%
		Total - Skagit Station	176,690.77	171,150.00	83,262.24	162,575.00	112,075.00	-31.06%

MOA 2			2018		2019		2020	
Dept	GL	Account Description	Actual	Budget - Amended Budget	Actual (thru Aug)	Budget - Amended Budget	Budget Request	Increase/Decrease (%)
51	503025	Legal/Public Notices	0.00	0.00	470.66	0.00	0.00	#DIV/0!
51	503030	Professional and Technical Services	616.32	12,000.00	4,850.00	2,000.00	2,000.00	0.00%
51	503050	Contract Maintenance Services	0.00	1,000.00	0.00	0.00	0.00	0.00%
51	503051	Repair/Maintenance - Other	144.60	0.00	3,189.42	0.00	0.00	0.00%
51	503070	Security Services	1,403.88	1,500.00	240.85	1,500.00	1,500.00	0.00%
51	503990	Other Services	0.00	500.00	0.00	500.00	500.00	0.00%
51	504017	Fuel Equipment	0.00	0.00	0.00	200.00	200.00	0.00%
51	504240	Cleaning/Sanitation Supplies	3,262.37	0.00	2,809.26	2,500.00	2,500.00	0.00%
51	504340	Sm Tools/Equip/Furn-Other	0.00	2,000.00	1,166.42	500.00	500.00	0.00%
51	504360	Building Repair Supplies	306.97	500.00	848.63	500.00	500.00	0.00%
51	504370	Equipment Repair Supplies	32.35	0.00	0.00	0.00	100.00	0.00%
51	504390	Revenue Vehicle Parts/Supplies	0.00	0.00	456.78	0.00	0.00	0.00%
51	504510	Ground Maintenance Supplies	0.00	0.00	34.74	0.00	0.00	0.00%
51	504990	Other Materials & Supplies	0.00	500.00	0.00	0.00	8,000.00	0.00%
51	505023	Cellular Phone	480.48	0.00	360.09	500.00	500.00	0.00%
51	505025	Utilities	14,281.83	20,000.00	10,181.22	20,000.00	20,000.00	0.00%
51	507990	Property Assessment	400.00	1,000.00	400.00	500.00	500.00	0.00%
51	509010	Dues, Memberships, Subscriptions	234.60	1,000.00	328.32	500.00	500.00	0.00%
51	512060	Equipment Rental	0.00	0.00	907.67	0.00	0.00	0.00%
		Total - MOA 2	21,163.40	40,000.00	24,865.73	29,200.00	37,300.00	27.74%

Park & Ride			2018		2019		2020	
Dept	GL	Account Description	Actual	Budget - Amended Budget	Actual (thru Aug)	Budget - Amended Budget	Budget Request	Increase/Decrease (%)
52	503050	Contract Maintenance Services	17,775.59	28,000.00	9,232.39	22,000.00	12,000.00	-45.45%
52	503051	Repair/Maintenance - Other	1,822.80	6,000.00	0.00	4,000.00	4,000.00	0.00%
52	503070	Security Services	483.00	1,000.00	415.08	1,000.00	1,000.00	0.00%
52	503990	Other Services	124.50	1,000.00	2,072.00	1,000.00	1,000.00	0.00%
52	504240	Cleaning/Sanitation Supplies	635.96	1,500.00	417.92	1,500.00	1,500.00	0.00%
52	504270	Bus Stop/Poles & Signs	284.60	500.00	149.62	500.00	500.00	0.00%
52	504360	Building Repair Supplies	1,879.86	1,000.00	212.46	1,000.00	1,000.00	0.00%
52	504370	Equipment Repair Supplies	0.00	1,500.00	0.00	1,500.00	1,500.00	0.00%
52	504510	Ground Maintenance Supplies	2,326.31	10,000.00	2,919.07	5,000.00	5,000.00	0.00%
52	505022	Telephone Service	827.43	800.00	572.88	800.00	800.00	0.00%
52	505025	Utilities	30,641.13	30,000.00	21,673.36	30,000.00	30,000.00	0.00%
52	507990	Property Assessment	14,136.13	20,000.00	12,852.08	15,000.00	15,000.00	0.00%
52	512060	Equipment Rental	894.05	7,500.00	0.00	5,000.00	5,000.00	0.00%
52	512120	Equipment Lease	8,445.52	5,000.00	5,176.00	8,000.00	8,000.00	0.00%
		Total - Park & Ride	80,276.88	113,800.00	55,692.86	96,300.00	86,300.00	-10.38%